




# ACADEMY





## Who should attend Metzger/McGuire Academy?

Installation contractors, concrete polishing contractors, architects/engineers, general contractors, facility owners – basically anyone interested in learning more about the proper preparation and installation of concrete floor joint fillers and repair products both for industrial and stained/polished concrete floors.

## Why should you plan to attend Metzger/McGuire Academy?

Metzger/McGuire Academy was established to provide hands-on and classroom training on all aspects of concrete joint filling and repair including optimal use of Metzger/McGuire products, typical jobsite conditions, best practices and equipment for preparing and finishing joints and floor defect repairs and much, much more. During the course many aspects of a typical joint filling or repair project are covered including bidding and planning, handling variable jobsite conditions, troubleshooting concrete floors and more. Whether you are new to the industry, have new personnel to train, or would just like a refresher and exposure to new products or techniques, we guarantee you will leave Metzger/McGuire Academy with new knowledge that can help you improve the efficiency and quality of your concrete joint filling and floor repair work. Metzger/McGuire Academy graduates will receive an Academy certification card and are eligible for any of the individual manufacturer certification cards required by many national specifications to do work on retail and other concrete repair joint filling projects. The number of employees a company has with certification cards can also be an important factor in helping a company achieve *Metzger McGuire Approved Applicator* or *Approved Repair Contractor Status*.



Class size is limited to 24 attendees to ensure personalized attention and hands on opportunities.

## DURING THE ACADEMY YOU WILL LEARN:

---

- All aspects of floor joint filling in both industrial and stained/polished concrete floors
- All aspects of floor joint repair from the repair of minor edge spalling or routine joint maintenance to complete joint edge rebuilding and joint restoration
- Identification, material selection and repair methods for different types of cracks
- Material selection and repair methods for surface defects like pop-outs, spalls and micro-pitting
- How to identify potential joint or surface problems in new concrete floors
- How to troubleshoot post-installation issues which can result from floor factors beyond the installer's control
- Best equipment options to tackle joint filling and repair operations.
- Proper sequencing of repair and/or joint filling operations on stained/polished concrete floor projects; how to handle these operations after the fact
- How to adjust for project conditions which can adversely impact material finishing
- Proper installation and finishing techniques for Metzger/McGuire materials, including:
  - MM-80 Heavy Duty, Semi-Rigid Epoxy Joint Filler
  - Spal-Pro RS 88 Semi-Rigid Polyurea Joint Filler
  - SPF Stain Prevention Film
  - Spal-Pro 2000 Rapid Set Polyurea Repair Polymer
  - Armor Hard Extreme Structural Epoxy Repair Mortar
  - Rapid Refloor/RRXP Concrete Repair Products
  - SRG Surface Refinement Grout and more..





## DAY 1:

		<i>Products/Equipment Covered</i>
8:00 am	Hotel Pick Up if Needed	
8:00-8:30 am	Arrival/Coffee & Donuts	
8:30-8:45 am	Introductions	
8:45-10:15 am	Classroom "Industrial Floor Joint Filling & Repair/Project Considerations"	
10:15-10:30 pm	Break/Phone Calls	
10:30-12:00 pm	Workshop: Intro to Preparation/ Equipment Clean out saws and prep equipment, Dust collection and installation tools	<i>Clean out saws and prep equipment Dust collection and installation tools  SPF, MM-80, Armor-Hard Extreme Rapid Refloor XP, Sand-Mod MM-80, Spal-Pro 2000, Spal-Pro RS 88, Edge-Pro 80</i>
12:00-12:45 pm	Lunch	
12:45-3:00 pm	Hands On Workshop: Joint and Defect Preparation, Surface Protection, Joint Filling/Repair, Structural Repairs, Crack Repair	
3:00-3:15 pm	Break	
3:15-5:00 pm	Hands On Workshop: Finishing Operations Joint Filling & Repair	
5:00 pm	Departures for Hotel	
6:30-9:30 pm	Dinner & Drinks Hosted by Metzger/McGuire at The Barley House	

### DETAILED INSTRUCTION IN ALL ASPECTS OF JOINT AND JOINT FILLING INCLUDING:



- Selecting the Proper Filler
- Proper Joint Cleaning
- Dispensing Methods/Tools
- Proper Joint Filling and Finishing Techniques
- Handling Jobsite Variables, Conditions, and More!



## DAY 2:

---

8:00 am	Hotel Pick Up if Needed	<i>Products/Equipment Covered</i>
8:15-8:30 am	Coffee/Donuts	
8:30-9:15 am	Hands on Workshop: Wide Surface Repair Finishing Operations	
9:15-10:15 am	Classroom "Stained/ Polished Concrete Floor Joint Filling and Repairs"	
10:15-10:30 am	Break/Phone Calls	
10:30-12:00 am	Surface Defect Repairs – Pop Outs, Surface Grouting	<i>Rapid Refloor, Pit Grout, SRG</i>
12:00-12:45 pm	Lunch	
12:45-2:00 pm	Hands on Workshop – Grout Removal and Polishing	
2:00-3:00 pm	Repair/Filling After Polishing	<i>Rapid Refloor/Edge-Pro 80</i>
3:00 pm	Departures or...	
3:00 -5:00 pm	Optional: Additional Review of Pumps/ Equipment/Products	

### HANDS-ON TRAINING IN THE BEST CONCRETE REPAIR METHODS INCLUDING:

- Joints
- Surface Gouges and Defects
- Structural Joint Rebuild
- Delamination/Resurfacing and More!
- Random Cracks





# TRANSPORTATION HOTELS & MEALS

## NEAREST AIRPORT

Manchester/Boston Regional Airport-MHT-19 miles

Boston Logan Airport - BOS - 65 miles

## ACADEMY SCHEDULE

Day One - 8 am - 5pm

Day Two - 8 am - 3pm

## RECOMMENDED HOTELS

Hampton Inn	515 South St. Bow, NH 03304	Avg. \$135-\$155/nt (3 miles)
Residence Inn	91 Hall St. Concord, NH 03301	Avg. \$170-185/nt (3.7 miles)
Best Western	97 Hall St. Concord, NH 03301	Avg. \$95-\$115/nt (3.7 miles)
Comfort Inn	71 Hall St. Concord, NH 03301	Avg. \$95-\$115/nt (3.7 miles)
Fairfield Inn	4 Gulf St. Concord, NH 03301	Avg. \$135-\$155/nt (4.5 miles)
Holiday Inn	172 N. Main St. Concord, NH 03301	Avg. \$135-\$155/nt (7 miles)

Note: Transportation to and from Recommended Hotels is available. Please contact one of our team (listed below) to make arrangements.

## MEALS

Light breakfast and lunch will be provided both days of the Metzger Academy. Snacks and beverages will be available throughout the day.

Dinner and drinks hosted by Metzger/McGuire at a local restaurant at end of Day One at 6:30.

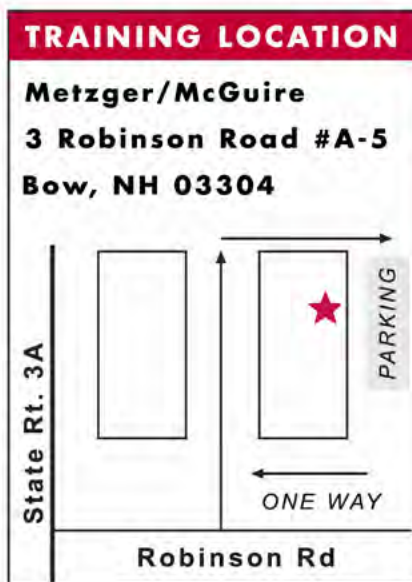
*For those guests arriving the evening prior Day One, we invite you to join us for a meet and greet at the Training Location from 5:00-7:00 pm. Light snacks and refreshments will be served. If you plan to join us, please let us know by contacting one of our team:*

Patrick Smith 603-568-1595  
pat@metzgermcguire.com

Jim Marchillo 603-496-5512  
jim@metzgermcguire.com

Scott Metzger 603-731-8393  
scottmetzger@metzgermcguire.com


**We look forward to hosting  
you in New Hampshire!**





**ACADEMY**

**Classroom/Registration**



**For more information on attending  
or hosting your training at the  
Metzger/McGuire Training Facility  
please contact:**

**Scott Metzger  
scottmetzger@metzgermcguire.com  
603-224-6122**

**To register for our next  
Metzger/McGuire Academy go to  
[www.metzgermcguire.com](http://www.metzgermcguire.com)**



## 2018 SCHEDULE

Located at Our Bow, NH Training Facility

**February 20-21**

**August 21-22**

**April 17-18**

**October 23-24**

**June 5-6**

**December 4-5**

**More dates to be announced**

### *Attendee Feedback*

*“The training (Academy) you did onsite was excellent as always and your team’s follow through was flawless as usual.”*

*“My sincere thanks for providing a very professional and informative training opportunity. The level of expertise, detail and service offered illustrates a level of commitment few can match. The synergy is palpable and the company chemistry (no pun intended) is undeniable.”*

**[www.metzgermcguire.com](http://www.metzgermcguire.com)**

**800-223-MM80**