

JOINT SPALLING, MINOR (Up to 1" Wide)

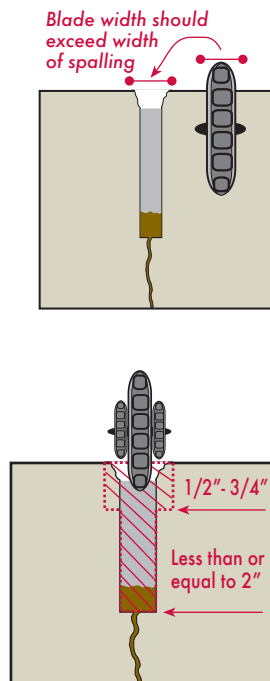


REPAIR MATERIAL	TOOLS & EQUIPMENT NEEDED		DIFFICULTY
<p>Semi-Rigid Epoxy or Polyurea Joint Filler</p> <p>MM-80 Spal-Pro 2000 Spal-Pro RS-88</p> <p style="background-color: blue; color: white; padding: 2px;">Freezer/Cooler</p> <p>Spal-Pro 2000 or RSF</p>	<p>Preferred:</p> <p>Right angle grinder w/dustless shroud Joint clean-out saw Diamond blades Vacuum system Razor scraper / torch</p>	<p>Minimal:</p> <p>Right angle grinder Diamond blades Shop vac Razor scraper / torch</p>	

STEP 1

The ultimate width of a spalled joint will determine the best cleaning/resawing method required to recreate a proper joint for filling. If spalled joint is narrow, it may be possible to use a single diamond blade to cut a "new" joint to the same depth as the original joint (or 2" min).

If joint spalling is wider than a single cut can achieve, consider the use of a series of blades to reach the proper width. If using multiple blades, the center blade should reach the depth of the original joint (or 2") and the outer blades should achieve a cut of 1/2" - 3/4", creating a "T" shape after cutting.



STEP 2

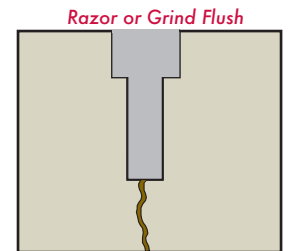
Clean out any remaining debris or loose elements.

Vacuum or blow clear with compressed air.

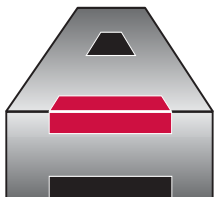
Choke off base with silica sand. (If necessary due to excessive material seepage).

If using MM-80 and joint width exceeds 1/2", it is acceptable to modify the MM-80 with silica sand. (See installation instructions for more information).

Slightly overfill cleaned joint with filler (several passes may be required) and allow to cure. After full cure razor off excess or grind flush if razoring proves difficult.



New Product Profile



ARMOR-HARD

ARMOR-HARD KIT

EARLY SET, STRUCTURAL EPOXY FOR CONCRETE FLOOR REPAIRS

EARLY SET, STRUCTURAL EPOXY MORTAR KIT FOR CONCRETE FLOOR REPAIRS

Armor-Hard is a new "early set" structural epoxy "binder" for industrial concrete floor repair (slab edge rebuilds, wide joint repairs, etc.) Armor-Hard can be used to create a durable structural repair mortar by blending it with your choice of aggregates or with a pre-ratioed, custom aggregate blend designed for easy troweling as part of the Armor-Hard Kit.

Armor Hard Advantages

- Early set allows for:
 - Foot traffic and grinding in 3-4 hours
 - Hard-wheeled traffic in 8 hrs. or less (at 70° F)
- USDA/FDA acceptable
- Excellent impact, wear and chemical resistance

For More Information Call Us at 800-223-MM80 or Visit www.metzgermcguire.com